

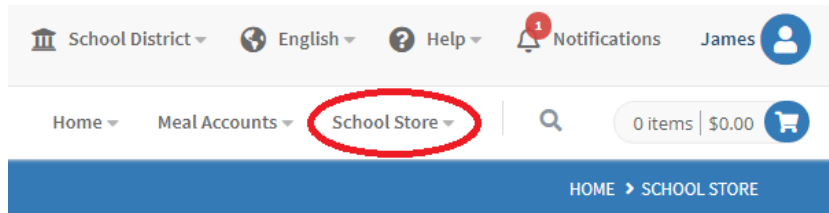
# My School Bucks Instructions for Remote Student(s) Pre-Orders:

1. To place meal order reservations you will need a My School Bucks account.

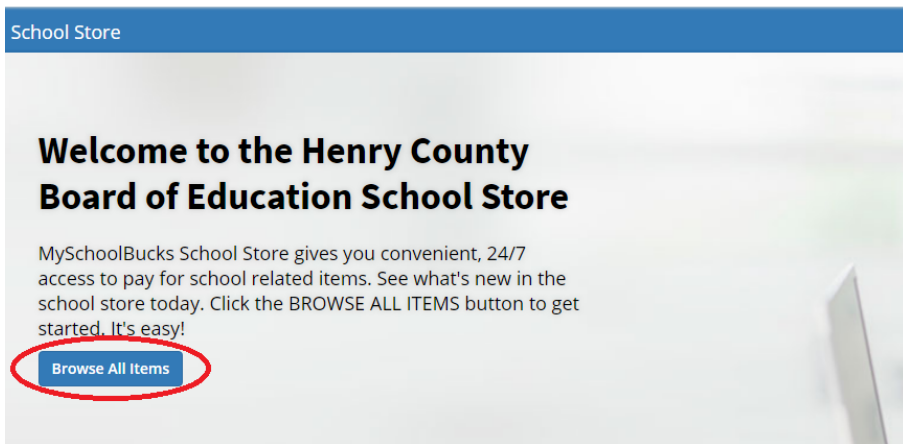
If you **do not have** an account go to [www.myschoolbucks.com](http://www.myschoolbucks.com) select **Log In** and select **Don't have an Account? Sign up today!**

If you already **have** a My Schools Bucks account go to [www.myschoolbucks.com](http://www.myschoolbucks.com) and **Log In** to your account.

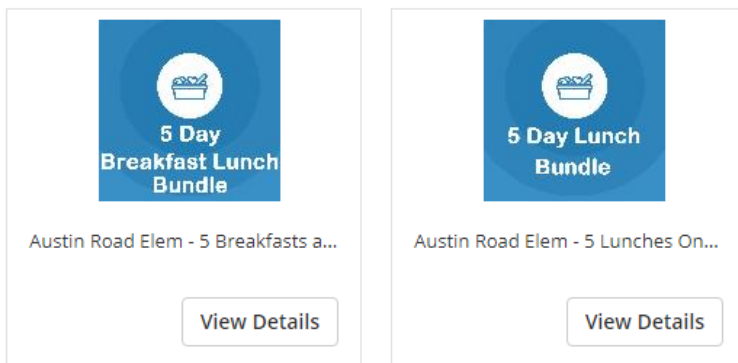
2. Select **School Store** in the top right of the screen.



3. Select **Browse All Items**.



4. Select one of these two **Meal Bundle** options. **5 Breakfasts and 5 Lunches Bundle** or **5 Lunches Only Bundle**. They will start with your student's school name and then describe the bundle:



5. Then, Select your **Student**



6. Select the **Meal Bundle** further down the page.



7. **\*\*Please Note:** This pre-order is to confirm interest in picking up meals and will always result in a cost of **0.00**. School Meals are currently free for all students due to a waiver provided by the USDA. The support for school meals will run through December 31, 2020, or until the USDA earmarked funds are exhausted, whichever comes first.

8. Once you have selected your student and bundle, select **Buy Now**.



9. A total will come up for the meal pre-order reservation. Select **Continue**. \*A total of \$0.00 will appear as the total for the a pre-order.

Continue

10. Select **Place Order** to confirm pre-order. Repeat these steps for **each student**.

Place Order

**FINALLY, PICK YOUR MEALS UP ON WEDNESDAYS 11AM-1PM FROM YOUR CHILD'S SCHOOL.**